

Designed
with the
future in
mind




centiel
continuous power availability

StratusPower™

Modular three-phase UPS
50 kW to 3.75 MW






StratusPower™ The ultimate UPS for net-zero data centers

StratusPower is an innovative uninterruptible power supply (UPS), specifically designed to meet the rigorous demands of today's IT infrastructure.

Designed and manufactured in Switzerland, StratusPower's superior topology, referred to as **DARA**, ensures full availability with **no single point of failure**, providing data center operators with complete peace of mind. Furthermore, installation of StratusPower is straightforward and maintenance is simple and non-intrusive.



Minimize your total cost of ownership while achieving the highest levels of availability and reliability for your data center.



97,6%

VFI efficiency
Reliable semiconductor technology



99.999999 % availability
No single point of failure

Fully redundant
DARA - fault-tolerant architecture

From 50 kW – 3.75 MW
In cabinets from 375 kW to 1.5 MW

Non-intrusive maintenance
15+ years caps and smart fans

Smart energy
peak-shaving, self-test

714 kW/m²
space-saving footprint

Fully connected
multi-protocol and a full range of communication channels available



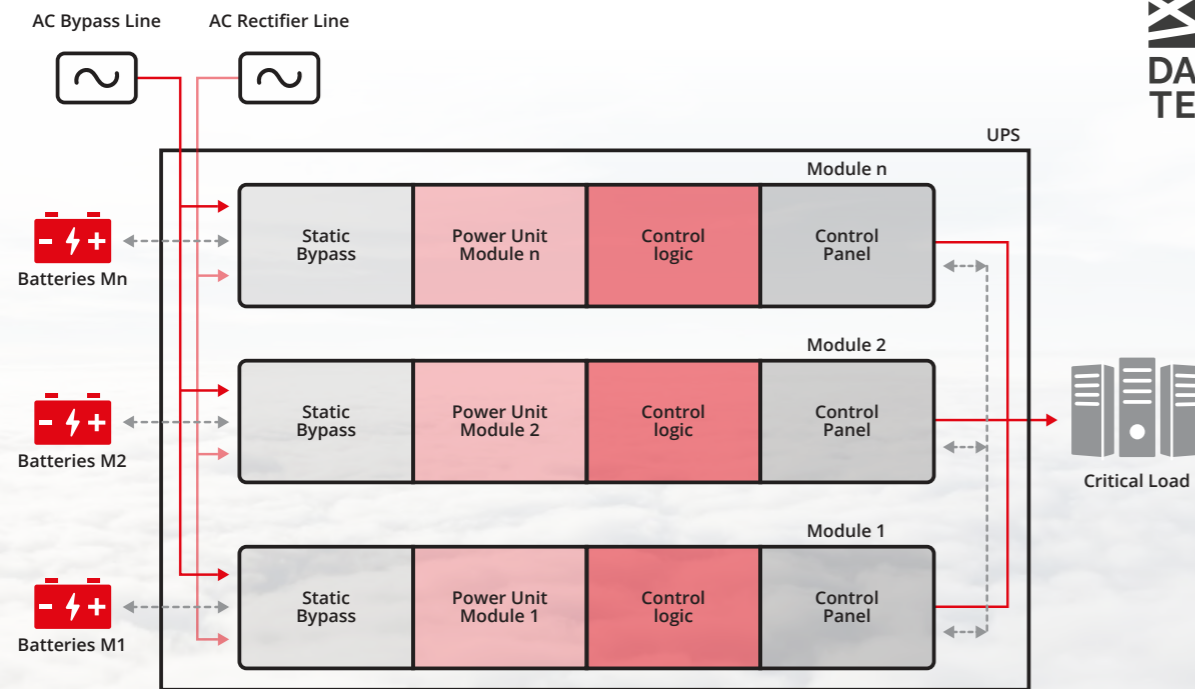
DARA Take your power availability to the next level

When it comes to availability, it's what's inside that counts

With DARA, each UPS module is independent, redundant and interconnected. Each module is a complete UPS system in its own right, with three independent power converters, a static bypass and all the hardware devices needed to safely isolate a fault without impacting the load. This maximizes the mean time between failures (MTBF) and safeguards the power to your critical applications.

DARA's Distributed Decision Making technology, referred to as DDM™, elevates redundancy by enabling collaborative decision-making among all modules. This ensures the continuous power supply to your load, even during crucial decision-making moments. With DDM, the UPS can make distributed decisions, eliminating the single point of failure typically associated with master-slave technology. As a result, downtime is minimized, and critical loads remain protected.

Maximized availability at module, frame and system level



Mean time to repair (MTTR)

DARA's technology on the frame level has been designed to accommodate **non-intrusive maintenance** and to **minimize mean time to repair (MTTR)**, ensuring that any downtime is kept to an absolute minimum. For example, in the event of a power failure, frontal access to components avoids the need for removing modules, thereby reducing the risk of human error.


9 nines
Power
Availability



Unveiling the power of StratusPower

At Centiel, we understand our customers' pain points and have designed the StratusPower with availability and sustainability as major considerations. With StratusPower, we guarantee peace of mind by knowing that your critical infrastructure is protected by the most advanced UPS technology.

The future-ready UPS



Advanced computing power
 Multi-core
 Trigonometric math unit
 Control law accelerator
 Parallel processing
 IEEE 754 double-precision math



100+ Measuring points
 At the module level



External ambient monitoring
 Temperature
 Humidity
 Hydrogen
 Water leak

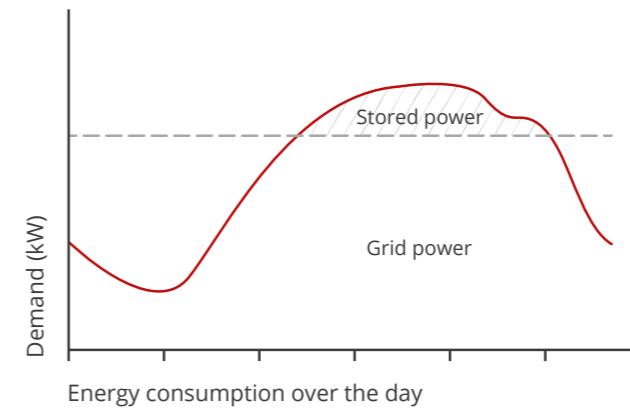


Cybersecure connection
 Compliant IEC-4-62443-2

Advanced energy management

StratusPower provides **peak-shaving capabilities** to help businesses manage electricity usage and reduce costs. By utilizing StratusPower's peak-shaving feature,

businesses can reduce their energy consumption during peak hours when electricity rates are typically at their highest. This results in significant cost savings.



StratusPower's peak-shaving capabilities

At times of peak consumption, grid operators may charge higher prices for their power. To minimize costs for the user, a portion of the energy stored locally in the UPS can be utilized during these times, thereby reducing the amount drawn from the grid.

The UPS batteries can then be recharged with power from off-peak hour.

With the future in mind

StratusPower is **future-ready** and can connect to a variety of power generation sources. It is equipped to provide grid support and manage energy efficiently based on the specific requirements of each application.

Power generation



Power demand





DC Flex technology

Our unique DCFlex[®] technology offers unparalleled flexibility when it comes to battery storage installation and configuration, as well as preparing the infrastructure to manage both current and future energy sources. Our UPS solution is compatible with various battery storage devices, allowing you to reuse the DC supply or to choose the option that best suits your needs and budget.

The StratusPower battery charging current capability is 500 percent higher than our closest competitors, meaning **faster charging times** and more **efficient use of your batteries**.

DCFlex[®] 240 to 600VDC



Predictive and remote health monitoring

This not only saves time and effort but also improves your system's overall reliability and safety. With its computing capabilities and more than 100 measurement points, StratusPower does the work for you, ensuring that maintenance is performed promptly and accurately.

Bluetooth connectivity allows technicians for easy, **non-intrusive** monitoring via mobile devices, with the Centiel app providing real-time status updates and alerts.

StratusPower provides advanced **cybersecurity** features in compliance with **IEC-4-62443-2**, making certain that your critical data and systems are protected from cyber threats.



Robust and reliable semiconductor technology

The StratusPower also boasts a robust and reliable design, including a proprietary technology for inverter physical isolation in case of IGBT failure, ensuring maximum uptime for your critical infrastructure.

The **triple-mode parallel** bus provides an extra layer of redundancy, eliminating any single point of failure in communication between frames and modules.

At Centiel, we take reliability very seriously. That's why we designed our technology with **extra-safe power of 24%**, ensuring a higher level of reliability and redundancy. Even if a redundant module fails, our advanced technology guarantees no single point of failure. With a continuous module operation capacity of 75 kW, the 750 kW StratusPower UPS transforms into a 900 kW powerhouse. Our UPS solution is compatible with various battery storage devices, allowing you to reuse the DC supply or to choose the option that best suits your needs and budget.

75kW UPS Module



Exceeding performance expectations

With a THDi of less than 1 percent, the StratusPower provides an excellent performance that exceeds regulatory requirements.

The UPS is capable of handling 125% overload for 15 minutes and 150% overload for 2 minutes, ensuring uninterrupted power delivery during peak demand scenario.

A short circuit capability above 3xIn safeguards your equipment and system integrity despite electrical faults.

Tangible sustainability:
We help your data center achieve CO₂ emissions targets through our solutions and services.



Energy efficiency

StratusPower is designed with energy efficiency in mind, using the latest technology to reduce energy consumption and minimize losses.

97.6% (VFI) efficiency

Zero waste

StratusPower is manufactured using eco-friendly materials, ensuring that our products have minimal impact on the environment.

30+ years of UPS design life
15+ years of life on replaceable components

Net zero by design

Our company is continuously committed to improving our sustainability practices, and we manufacture StratusPower using environmentally friendly processes to minimize our impact on the environment.

95% of the energy used for production testing is recycled

Powering flexibility
The scalable solution

Up to
1.5 MW
per frame



Model	CAB-SP375(B/T)-E-K	CAB-SP750(B/T)-E-2K
Modules	Up to 6 x SM50/62	Up to 12 x SM50/62
Nom. power /cabinet	375 kW	750 kW
Dimensions h x w x d (mm)	1982 x 656 x 900	1982 x 1312 x 900
Footprint	0.59 m ²	1.2 m ²



Model	CAB-SP1125(B/T)-E-3K	CAB-SP1500(B/T)-E-4K
Modules	Up to 18 x SM50/62	Up to 24 x SM50/62
Nom. power /cabinet	1,125 kW	1,500 kW
Dimensions h x w x d (mm)	1982 x 1968 x 900	1982 x 2624 x 900
Footprint	1.77 m ²	1.86 m ²

Scalability
up to
3.75 MW



Technical Datasheet

Model	CAB-SP375B-E-K	CAB-SP750B-E-2K	CAB-SP1125B-E-3K	CAB-SP1500B-E-4K
	CAB-SP375T-E-K	CAB-SP750T-E-2K	CAB-SP1125T-E-3K	CAB-SP1500T-E-4K
Module type	SM50 / SM62	SM50 / SM62	SM50 / SM62	SM50 / SM62
Nom. power per module [kVA = kW]	50 / 62.5	50 / 62.5	50 / 62.5	50 / 62.5
Cont. power per module [kVA = kW]	60/75	60/75	60/75	60/75
Nom. power per frame [kVA = kW]	375	750	1125	1500
Cont. power per frame [kVA = kW]	450	900	1350	1800
Number of modules per frame	1-6	1-12	1-18	1-24
Max. power per system [kVA = kW]	3750	3750	3750	3750
Topology / technology	Online double conversion / DARA (Distributed Active Redundant Architecture)			
Inverter	Input wiring	3 Ph + N + PE		
	Rated voltage	380/400/415Vac		
	Voltage range	For loads <100% (-25%, +20%), <80% (-32.5%, +20%), <60% (-35%, +20%)		
	Input frequency	30-70 Hz		
	Total Harmonic Distortion	THDi<0.8% for linear load, THDi<3% for nonlinear load		
Input	Input power factor	0,99		
	Bypass	Input wiring	3 Ph + N + PE	
		Rated voltage	±30...±10% (Voltage) (According to VFI-SS-111)	
Battery	Input frequency	50/60 ±2/4% (selectable)		
	Rated voltage	240 - 600 Vdc (the number of batteries can be selected)		
	Internal batteries (7/9Ah)	E: External		
	Type	Lead-Acid / NiCad / Lithium / Zink / Salt / others...		
Blocks[LA]	20-50			
Charger (Amps per module)	50			
Output	Output wiring	3Ph+N+PE		
	Voltage	380/400/415 Vac±1%		
	Frequency	Tracking the bypass input (Online Mode); 50 / 60 Hz ± 0.05% (Battery Mode)		
	Output power factor	1		
	Efficiency	97,6%		
Bypass	Overload capacity	Inverter: 124% continuous, 125% for 15min, 150% for 120 sec		
	Efficiency	99,4%		
Environment	Operating temperature	0-40°C (No power derating)		
	Storage temperature	-40-70°C		
	Relative humidity	0%-95% (No condensing)		
	Maximum operating altitude	1000 m. above 1000 m, derating 1% for each additional 100 m		
Others	Dimensions (H x W x D) [mm]	1982 x 656 x 900	1982 x 1312 x 900	1982 x 1968 x 900 1982 x 2624 x 900
	Certifications	EN/IEC 62040-1 EN/IEC 62040-2 EN/IEC 62040-3 CE UKCA EAC RoHS		
	Communications	RS485, USB, Dry contacts, Ethernet, Bluetooth		

centiel

continuous power availability



www.centiel.com

